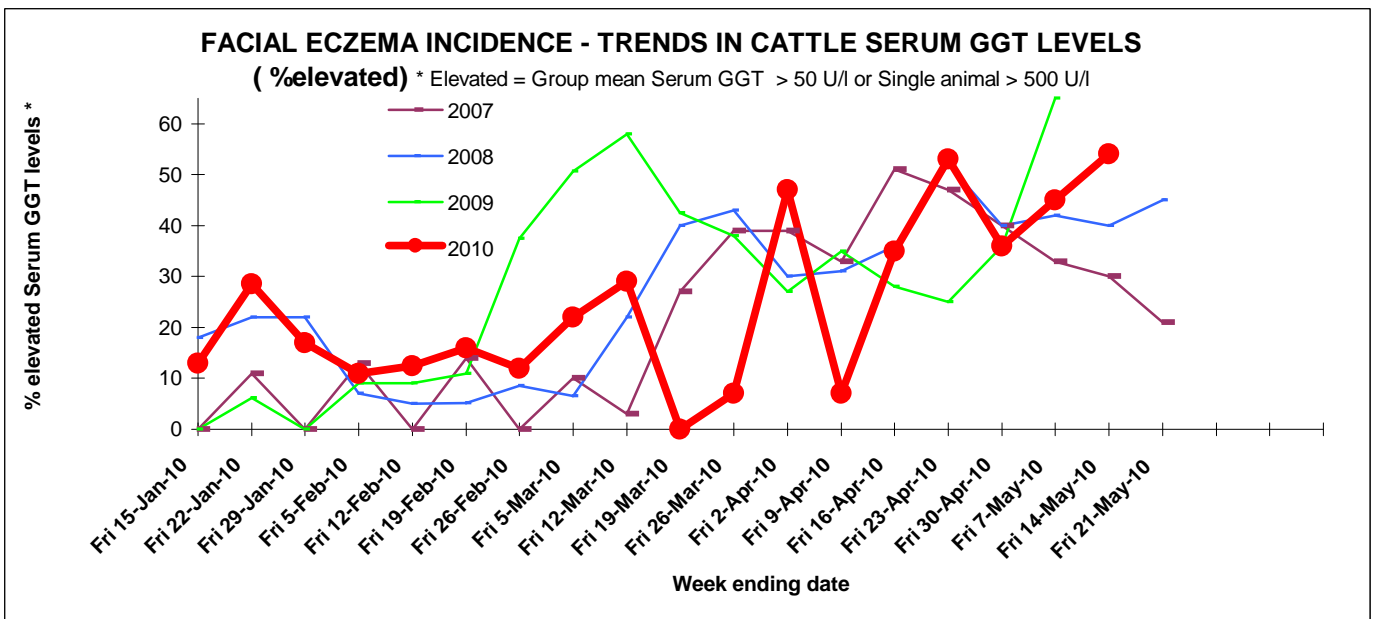
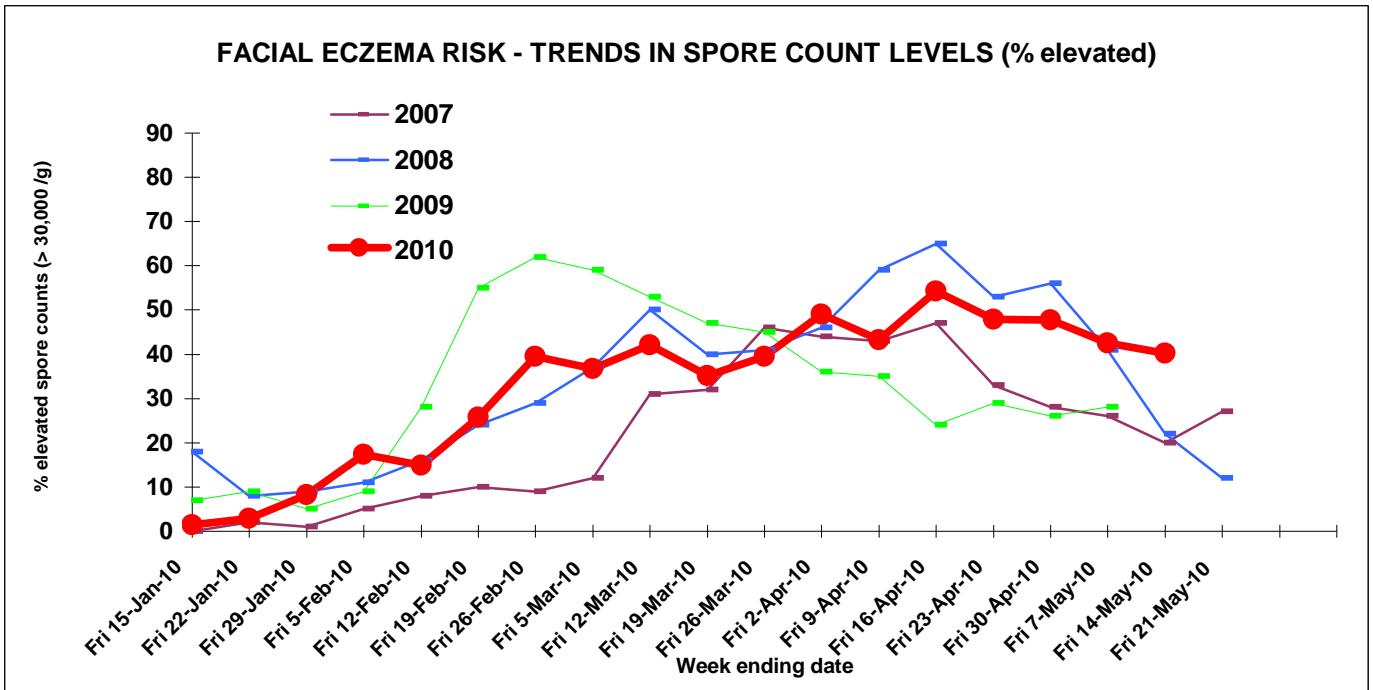


FACIAL ECZEMA RISK AND INCIDENCE MONITOR NO 18



14-May-10



Spore counts remain high in Northland, BOP, Waikato, Manawatu and the Taranaki area. The Waikato has had muggy wet weather and with the grass minimum temperature increasing from light frosts to over 12 degrees, I would suspect spores will remain around for a while longer this season. The rain has been a welcome relief for drought stricken areas but with warm conditions still occurring, farmers still need to keep up with preventative measures. May is a good time to be checking serum GGT levels in stock to assess effectiveness of FE prevention programmes and to see if any liver damage has occurred. With high risk areas still remaining and clinics still providing data, there will be another report going out next week. The season is not over yet so keep precautions in place.

Please send counts for the report by 2pm Fridays. Fax 07 850 0770. E-mail fe@gribbles.co.nz

Report compiled by Gribbles Veterinary.

DISTRICT SPORE COUNTS AS AT

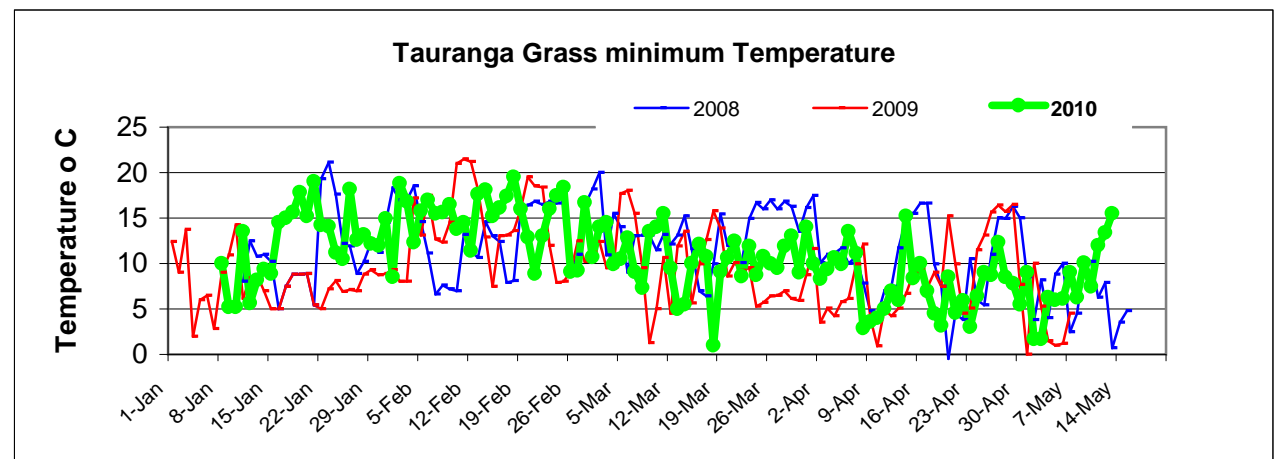
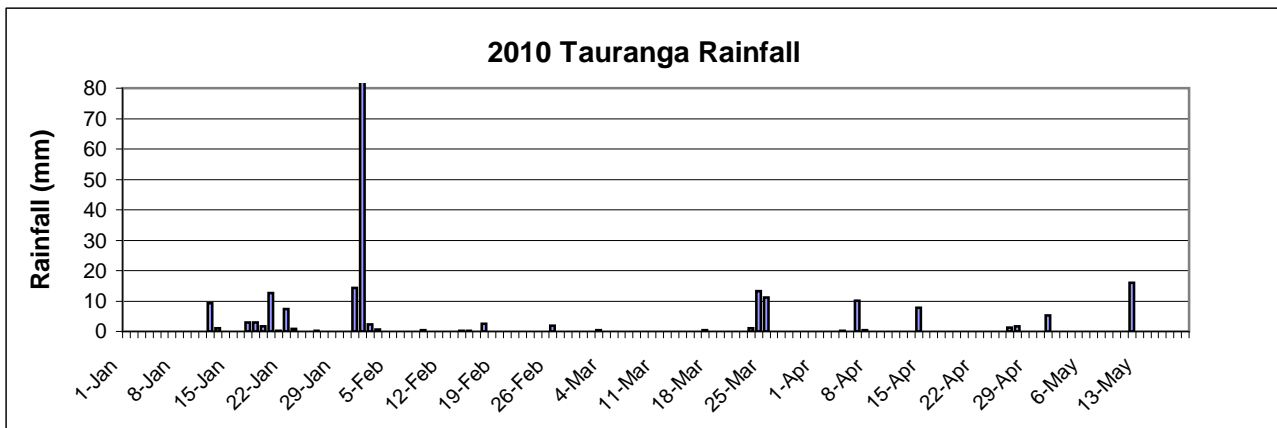
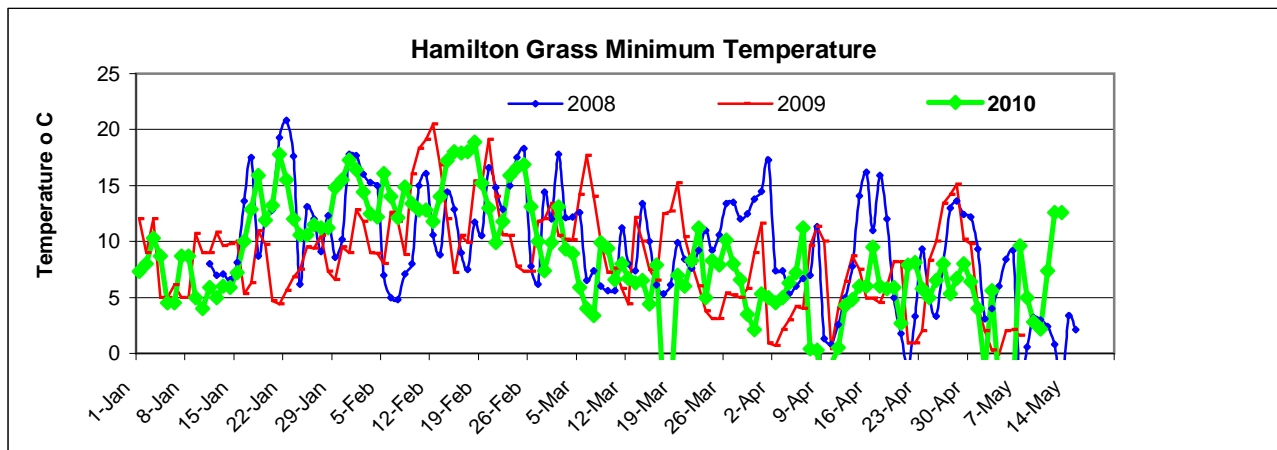
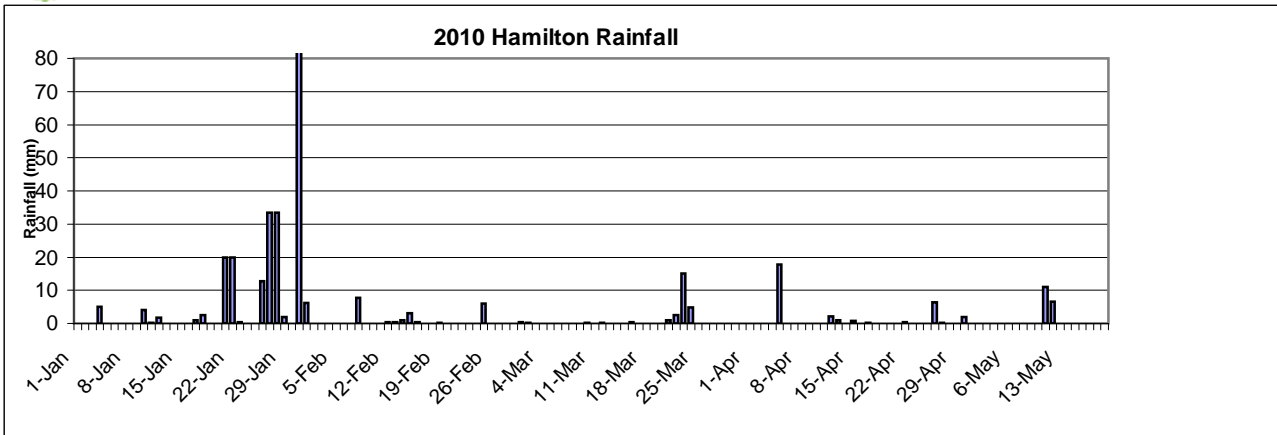
14-May-10

Region	District	No of Sites Monitored	Counts for week '000's/g			FE Risk *
			Ave	Lowest	Highest	
Northland	Kaitaia	0				
	Kaikohe/BOIs.	0				
	Whangarei	0				
	Dargaville/Ruawai	0				
	Maungaturoto	1	140		140	High
	Rodney	3	28	5	70	Slight
Auckland	Franklin	3	132	65	190	High
B.O.P	Tauranga	0				
	Te Puke	6	55	0	100	Moderate
	Whakatane	0				
	Opotiki	5	11	0	30	Low
	Rotorua	2	15	0	30	Low
Waikato	Whitianga	2	65	45	85	High
	Waihi	2	268	150	385	High
	Hauraki Plains	3	15	5	30	Low
	Piako	1	53		53	Moderate
	Matamata	2	438	140	735	High
	South Waikato	1	380		380	High
	Raglan	1	0		0	Low
	Hamilton	11	117	0	544	High
	Waipa	10	18	0	65	Slight
	Otorohanga	6	43	20	110	Moderate
	Waitomo	0				
	Taupo	6	3	0	10	Low
	Taranaki	New Plymouth	3	63	0	110
Stratford		3	72	25	110	High
South Taranaki		4	45	25	90	Moderate
E. Coast	Gisborne	0				
	Hawkes Bay	3	7	5	10	Low
	Wairoa	1	8		8	Low
Lower N.I	Wanganui	0				
	Rangitikei	6	12	9	16	Low
	Manawatu	8	48	9	215	Moderate
	Horowhenua	0				
	Tararua	3	37	10	68	Moderate
	Wairarapa	1	17		17	Slight
South Is	Tasman	0				

* Risk level based on average count (<= 15 low , 15 - 30 slight, 30-60 moderate, > 60 High)

Data provided by Cambridge VS, Waihi VS, Anexa Total VS Huntly/Gordonton, Helensville VS, New Plymouth Vet Grp, Souterhn Rangitikei VS, Eltham District VS, Te Puke VS, The VC Te Awamutu/Otorohanga, Opotiki VS, Matamata VS, FVC Ngatea, Hauraki VS, Tirau VC, The VC Reporoa, Peninsula VS, VC Morrinsville, Totally Vets Filing, Fiona Ellmers, Ali Cullum, and AsureQuality NZ. Sponsored by Agrifeeds, Dairy NZ, RD1 Ltd, Meat & Wool NZ & AsureQuality NZ.





Hamilton Data from The Waikato Times, Tauranga data from BOP Times.